



NIRSA Institutional Membership Application

Rates apply between **July 1, 2025** and **June 30, 2026**

Tip: This form is optimized for Adobe Acrobat Reader. <https://get.adobe.com/reader/>

About Your Institution

Institution

Address

City

State/Province

Zip/Postal

Country

Email

Individual to receive free Professional or Student Membership



Once your institutional dues payment has been processed, the **Primary Contact** will receive an email with a coupon to use for your one free individual membership. Or you can provide recipient's full name below.

Full Name

Professional

Student

Certificate of Institutional Membership

I would like to receive a certificate for my NIRSA Institutional Membership

Primary Contact Information

First Name

MI

Office Phone

Last Name

Email

Job Title

Department Information

Department Name

Number of full time Professional Staff in Department

Department Website

Sport Clubs Offered

✓ Please check all that apply

Alpine Skiing

Cheerleading

Equestrian

Lacrosse

Roller Hockey

Soccer

Volleyball

Aquatics

Crew

Fencing

Martial Arts

Rowing

Softball

Water Polo

Badminton

Cricket

Field Hockey

Paintball

Rugby

Table Tennis

Water Skiing/
Wakeboarding

Baseball

Cycling

Golf

Polo

Running

Tennis

Wrestling

Basketball

Dance

Gymnastics

Racquetball

Sailing

Triathlon

Bowling

Disc Golf

Ice Hockey

Rock Climbing

Snowboarding


Ultimate Disc

Other

Please continue on the next page →

Membership Rates

 Higher Education Institutions

 Rates apply between July 1, 2025 and June 30, 2026

Four-year College/
University

Two-year College

 Enrollment


Institutional dues for higher education entities are based on enrollment, which for US institutions is pulled from The National Center of Educational Statistics based on your institutional IPEDS number, and for international institutions is pulled from official enrollment reports released from each institution.

If you have questions about this number or feel it doesn't accurately reflect your enrollment, please contact NIRSA.

| | Save 5%  | | | Save 10%  | | |
|--|--|---------|---------|---|---------|---------|
| | 1 year | 2 years | 3 years | 1 year | 2 years | 3 years |
|  Enrollment | Four-year Colleges/Universities in the United States | | | Four-year Colleges/Universities outside the United States | | |
| 1-1,000 | \$576 | \$1,094 | \$1,555 | \$432 | \$821 | \$1,166 |
| 1,001-2,500 | \$702 | \$1,334 | \$1,895 | \$527 | \$1,001 | \$1,423 |
| 2,501-5,000 | \$830 | \$1,577 | \$2,241 | \$623 | \$1,184 | \$1,682 |
| 5,001-10,000 | \$1,027 | \$1,951 | \$2,773 | \$770 | \$1,463 | \$2,079 |
| 10,001-15,000 | \$1,216 | \$2,310 | \$3,283 | \$912 | \$1,733 | \$2,462 |
| 15,001-20,000 | \$1,408 | \$2,675 | \$3,802 | \$1,056 | \$2,006 | \$2,851 |
| 20,001-25,000 | \$1,660 | \$3,154 | \$4,482 | \$1,245 | \$2,366 | \$3,362 |
| 25,001-30,000 | \$1,740 | \$3,306 | \$4,698 | \$1,305 | \$2,480 | \$3,524 |
| 30,001-35,000 | \$2,018 | \$3,834 | \$5,449 | \$1,514 | \$2,877 | \$4,088 |
| 35,001 + | \$2,094 | \$3,979 | \$5,654 | \$1,571 | \$2,985 | \$4,242 |
|  Enrollment | Two-year Colleges in the U.S. | | | Two-year Colleges outside the U.S. | | |
| 1-1,000 | \$386 | \$733 | \$1,042 | \$290 | \$551 | \$783 |
| 1,001-2,500 | \$474 | \$901 | \$1,280 | \$356 | \$676 | \$961 |
| 2,501-5,000 | \$562 | \$1,068 | \$1,517 | \$422 | \$802 | \$1,139 |
| 5,001-10,000 | \$688 | \$1,307 | \$1,858 | \$516 | \$980 | \$1,393 |
| 10,001-15,000 | \$821 | \$1,560 | \$2,217 | \$616 | \$1,170 | \$1,663 |
| 15,001-20,000 | \$940 | \$1,786 | \$2,538 | \$705 | \$1,340 | \$1,904 |
| 20,001-30,000 | \$1,068 | \$2,029 | \$2,884 | \$801 | \$1,522 | \$2,163 |
| 30,001+ | \$1,168 | \$2,219 | \$3,154 | \$876 | \$1,664 | \$2,365 |

Membership Rates

 Non-Higher Education Entities

 Rates apply between July 1, 2025 and June 30, 2026




Correctional Facility
Military
Nonprofit

Parks & Recreation
YWCA / YMCA / JCC


Other

 Community Served

Institutional dues for non-higher-education entities are based on community served, which is the total of all individuals (students, staff, community members, etc) eligible to use recreation facilities/programs offered by the institution.

| | Save 5%  | | | Save 10%  | | |
|--|---|---------|---------|--|---------|---------|
| | 1 year | 2 years | 3 years | 1 year | 2 years | 3 years |
|  Community Served | Non-Higher Education Entities in the United States | | | Non-Higher Education Entities outside the United States | | |
| 1-2,500 | \$434 | \$825 | \$1,172 | \$326 | \$619 | \$880 |
| 2,501-10,000 | \$474 | \$901 | \$1,280 | \$356 | \$676 | \$961 |
| 10,001-20,000 | \$512 | \$973 | \$1,382 | \$384 | \$730 | \$1,037 |
| 20,001-30,000 | \$592 | \$1,125 | \$1,598 | \$444 | \$844 | \$1,199 |
| 30,000 + | \$675 | \$1,283 | \$1,823 | \$506 | \$961 | \$1,366 |

Payment

 New memberships begin in the month that payment is received

Total \$

Name on Card

Coupon Code

Credit Card #

Method

Check made payable to NIRSA (US funds only)


Expiration Date

Security Code

Credit Card    



Please return this form to NIRSA today!

NIRSA  5060 SW Philomath Blvd. #355 • Corvallis, OR 97333
 tel: 541-766-8211  billing@nirsa.org  www.nirsa.org