

Campus Recreation Response to Covid-19

On April 1-3, NIRSA conducted a survey of campus recreation department lead staff related to the disruption of higher education caused by the Covid-19 pandemic.

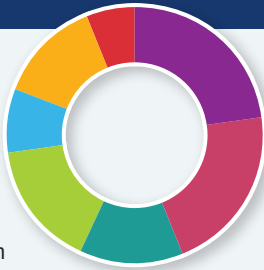
Survey Overview

Given the ongoing, and rapid-changing nature of how colleges and universities are responding to the Covid-19 pandemic, NIRSA determined there was a need to assess the variation of responses occurring on campuses across the Association.

Survey was delivered electronically to 795 institutions and 447 individual schools responded (56% response rate). 98% of respondents completed all of the survey questions. All data are reported in aggregate.

Survey Responses by NIRSA Region

- 23% Region I
- 21% Region II
- 13% Region III
- 16% Region IV
- 8% Region V
- 13% Region VI
- 6% Canadian Region



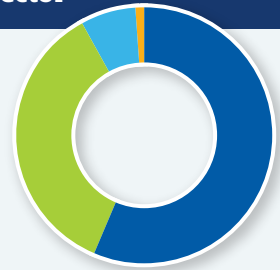
Survey Responses by Institutional Enrollment

- 31% <5k
- 22% 5k - 9,999
- 25% 10k - 19,999
- 22% >20k



Survey Responses by Institutional Sector

- 57% 4-yr Public
- 36% 4-yr Private
- 7% 2-yr Public
- 0.5% 2-yr Private



Have any professional recreation staff been furloughed or required to take unpaid leave during your facility closure?

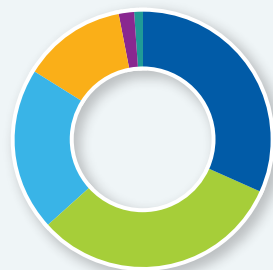
- 98% of all professional staff are currently being paid during all facility closures.
- 2% Yes, some or all professional staff have been furloughed or required to take unpaid leave.



What areas are of concern to you during your facility closure? Check all that apply.

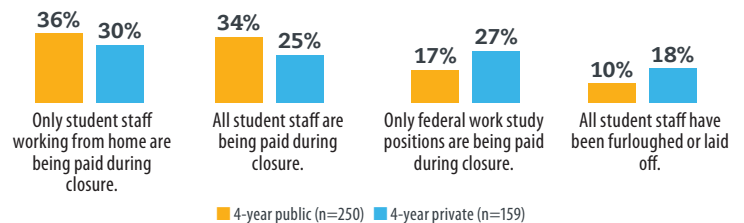
- 83% How to engage students while facilities are closed.
- 62% How to engage staff that are working from home.
- 56% Membership and other student fee reimbursement decisions and processes.
- 49% Infection risk mitigation when facilities reopen.
- 15% Recreation facility being converted to medical facility or other response infrastructure.
- 3% No concerns.

Are recreation student employees being paid during any facility closures?

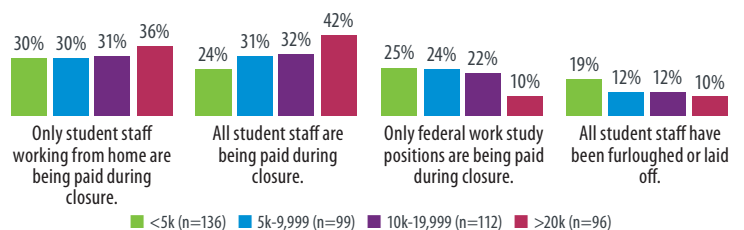


- 32% Only student staff working from home are being paid during closure.
- 32% All student staff are being paid during closure.
- 21% Only federal work study positions are being paid during closure.
- 13% All student staff have been furloughed or laid off.
- 2% Only student staff supervisors are being paid during closure.
- 1% N/A, facilities are open and there has been no impact on student staffing.

Responding 4-year public sector institutions are paying student staff more frequently than private sector equivalents.



Larger institutions are more frequently paying student staff

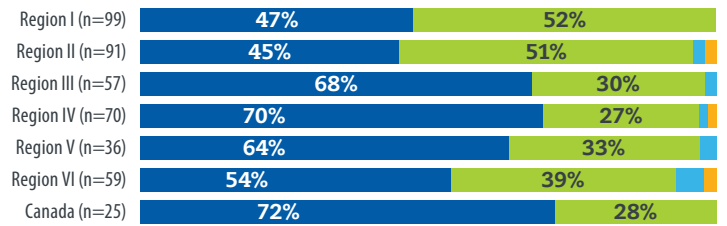


Have all recreational facilities closed at your institution?



- 57%** Yes, but the closure is indefinite with no scheduled re-opening.
- 40%** Yes, all facilities are closed for the remainder of the academic year.
- 2%** Yes, but facilities will re-open before the end of the academic year.
- 2%** No, some or all facilities remain open.

Most responding institutions have closed facilities indefinitely or for the rest of the academic year



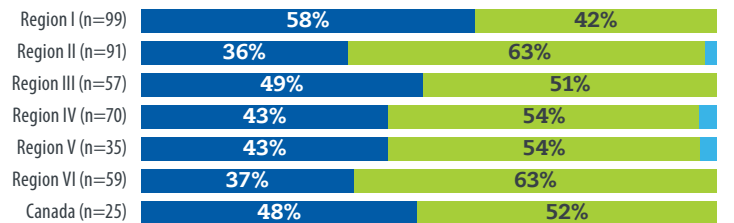
- Yes, but the closure is indefinite with no scheduled re-opening.
- Yes, all facilities are closed for the remainder of the academic year.
- Yes, but facilities will re-open before the end of the academic year.
- No, some or all facilities remain open.

Is your institution under a “work from home” order?



- 55%** Yes, but some staff are allowed on campus to operate certain facilities.
- 44%** Yes, all staff are working from home.
- 1%** No, all staff remain on campus.

Most responding institutions some or all staff working from home.



- Yes, but some staff are allowed on campus to operate certain facilities.
- Yes, all staff are working from home.
- No, all staff remain on campus.

For more information about this survey or the data supporting it, please reach out to Ruben Guzman, NIRSA Research Coordinator at research@nirsa.org.